



## Classic finish




**Dover White™**  
Classic finish  
SA = 0.28




**Surfmist®**  
Classic finish  
SA = 0.33




**Evening Haze®**  
Classic finish  
SA = 0.43




**Southerly®**  
Classic finish  
SA = 0.40




**Dune®**  
Classic finish  
SA = 0.48




**Paperbark®**  
Classic finish  
SA = 0.43




**Classic Cream™**  
Classic finish  
SA = 0.33




**Shale Grey™**  
Classic finish  
SA = 0.44




**Bluegum®**  
Classic finish  
SA = 0.57




**Windspray®**  
Classic finish  
SA = 0.60




**Gully®**  
Classic finish  
SA = 0.64




**Jasper®**  
Classic finish  
SA = 0.67




**Wallaby®**  
Classic finish  
SA = 0.64




**Basalt®**  
Classic finish  
SA = 0.67




**Woodland Grey®**  
Classic finish  
SA = 0.70




**Monument®**  
Classic finish  
SA = 0.73




**Night Sky®**  
Classic finish  
SA = 0.95




**Ironstone®**  
Classic finish  
SA = 0.73




**Deep Ocean®**  
Classic finish  
SA = 0.74



**Cottage Green®**  
Classic finish  
SA = 0.73




**Pale Eucalypt®**  
Classic finish  
SA = 0.60




**Manor Red®**  
Classic finish  
SA = 0.70


## Matt finish




**Bluegum®**  
Matt finish  
SA = 0.59




**Shale Grey™**  
Matt finish  
SA = 0.46




**Surfmist®**  
Matt finish  
SA = 0.35



**Monument®**  
Matt finish  
SA = 0.79



**Basalt®**  
Matt finish  
SA = 0.71



**Dune®**  
Matt finish  
SA = 0.48



## COLORBOND® STEEL CORE COLOURS

With 22 pale, mid and deep toned COLORBOND® steel core colours, and six colours also available in a premium Matt finish, you can enjoy the process of discovering the perfect colour scheme and design palette for your dream home.

Select from these colours for your roofing, walling, fascias, gutters, downpipes and garage doors.

For further colour inspiration visit [COLORBOND.COM](http://COLORBOND.COM)

### Legend

SA = (Solar Absorptance) is a measure of how much of the sun's heat that a material absorbs. Choosing a colour with a lower SA is a cooler option and may help you meet building regulations such as NCC or BASIX. These are nominal values based on new product and measured in accordance with ASTM E 903-96.

**U** Available in COLORBOND® Ultra steel for coastal and industrial environments. Other colours in the Classic finish may be available on request.